
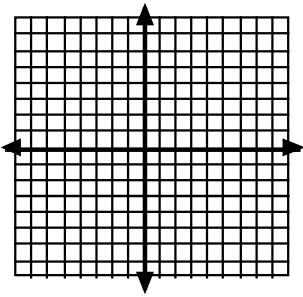
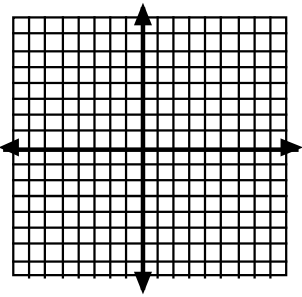
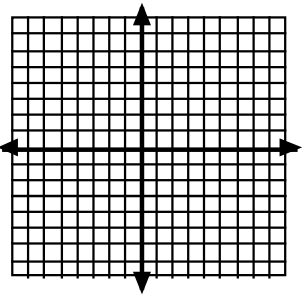
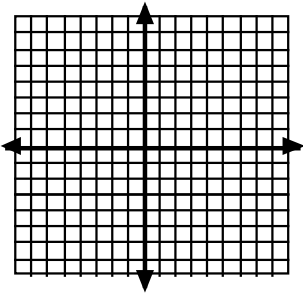
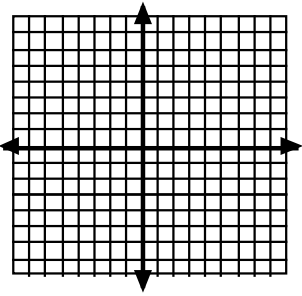
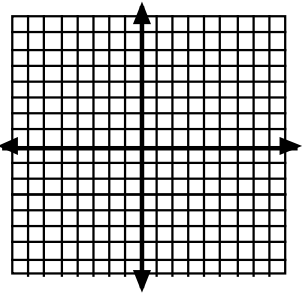


11.	12.	13.
-----	-----	-----

14.




Use your graphing calculator to graph the following equations. Then create a table of values for each equation. Use the domain: $\{-2, -1, 0, 1, \text{ and } 2\}$.

15. 	16. 	17. 
18. 	19. 	20. 

21.

22.

23.



24.

25.

26.

30.

33.